


■ Features:

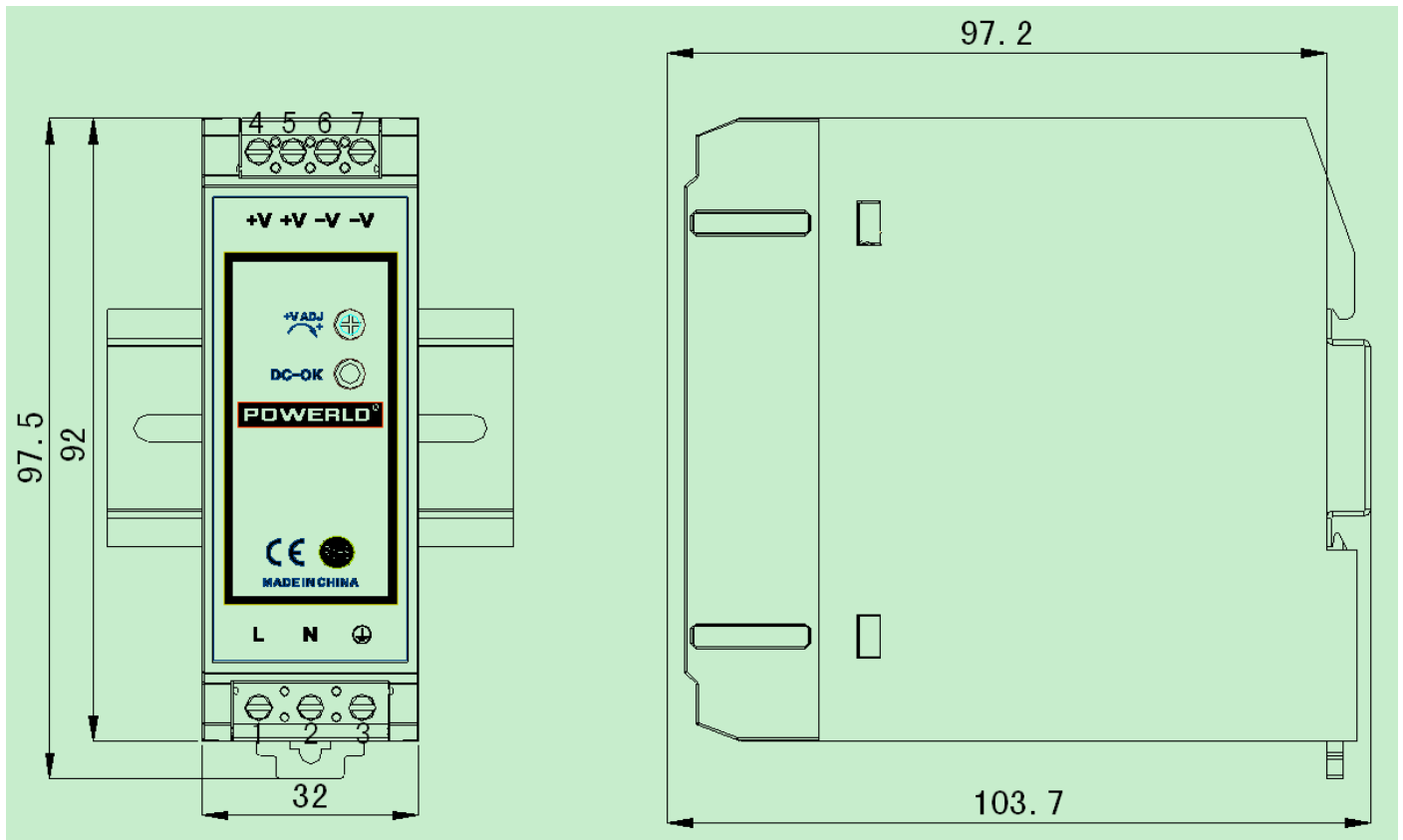
- Universal AC input range(90~264Vac)
- High efficiency, long life and high reliability
- Output protections: OVP/OLP/SCP
- Wide operating ambient temp (-25℃~70℃)
- Can be installed on TS-35/7.5 or 35/15
- 100% full load burn-in test
- PCB with conformal coating
- Suitable for critical applications
- Cooling by free air convection
- 3 years warranty

SPECIFICATION

MODEL		DG-15-S12	DG-15-S24	
OUTPUT	DC Output	12V	24V	
	Rated Current	1.25A	0.65A	
	Current Range	Note 1	0~1.25A	
	Ripple and Noise	10~70℃	≤120mV	≤120mV
		Note 2	-25~10℃	≤240mV
	Voltage ADJ. Range	12~14V	24~28V	
	Voltage Accuracy	±1.0%		
	Line Regulation	±0.5%		
	Load Regulation	±1%		
	Set-up Time	<1.5S @230Vac Full load		
	Hold up Time	≥20mS @230Vac Full load		
	Temperature Coefficient	±0.03%/℃		
Overshoot and Undershoot	<5.0%			
INPUT	Voltage Range	90Vac~264Vac, 127VDC-370VDC		
	Frequency Range	47Hz~63Hz		
	Efficiency (Typical)	83% @230Vac input, full load	84.5% @230Vac input, full load	
	AC Current (max.)	<0.5A		
	Inrush Current (Typical)	50A/230Vac Cold start		
	Leakage Current	Input—output: ≤0.25mA Input—PE: ≤3.5mA (264Vac input, 63Hz)		
PROTECTION	Over Load	1.5~2.0A, hiccup mode, auto recovery	0.7~1.0A, hiccup mode, auto recovery	
	Over voltage	15.0~16.8V, Constant voltage, auto recovery	28.8~31.2V, Constant voltage, auto recovery	
	Short Circuit	Long-term mode, auto recovery		
ENVIRONMENT	Operating amb. Temp. & Hum.	-25℃~70℃; 20%~90%RH No condensing		
	Storage Temp. & Hum.	-40℃~85℃; 5%~95%RH No condensing		
SAFETY & EMC Note 3	Safety Standards	UL60950, EN60950		
	Withstand Voltage	Primary-Secondary: 3KVac/10mA; Primary-PE: 1.5KVac/10mA; Secondary-PE: 0.5KVac/10mA		
	Isolation Resistance	>10M ohms		
	EMC Emission	Compliance to EN55022, EN55024 Class B		
	Harmonic Current	Compliance to EN61000-3-2, CLASS A		
	EMC Immunity	Compliance to EN61000-4-2,3,4,5,6,11; heavy industry level		
OTHERS	MTBF (MIL-HDBK-217F)	590,000Hrs (25℃, Full load)		
	Dimension (L*W*H)	103.7*32*97.5mm		
	Packing	36pcs/CTN		
	Cooling method	Cooling by free air convection		
NOTE	1. All parameters NOT specially mentioned are measured at rated input, rated load and 25℃ of ambient temperature. 2. Measured at 20MHz of bandwidth by using a 12" twisted pair-wire terminated with a 0.1 uF & 10uF parallel capacitor. 3. The power supply is considered as a component which will be installed into a final equipment. The final equipment must be re-confirmed that it still meets EMC directives. For guidance on how to perform these EMC tests, please refer to "EMI testing of component power supplies" on http://www.powerld.com.cn .			

Mechanical Specification

Unit: mm

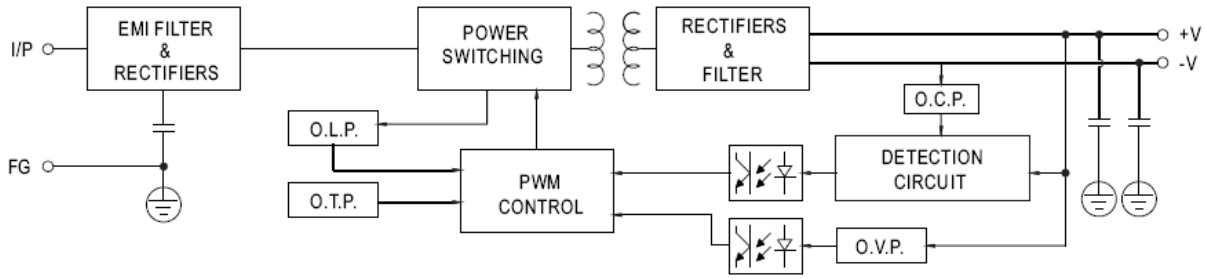


1.AC Screw terminal information			
No.	Function	Wire Specs	Recommended torque
1	L	26-12AWG	0.5Nm
2	N		
3	PE		

2.DC Screw terminal information			
No.	Function	Wire Specs	Recommended torque
4	V+	26-12AWG	0.5Nm
5			
6	V-		
7			

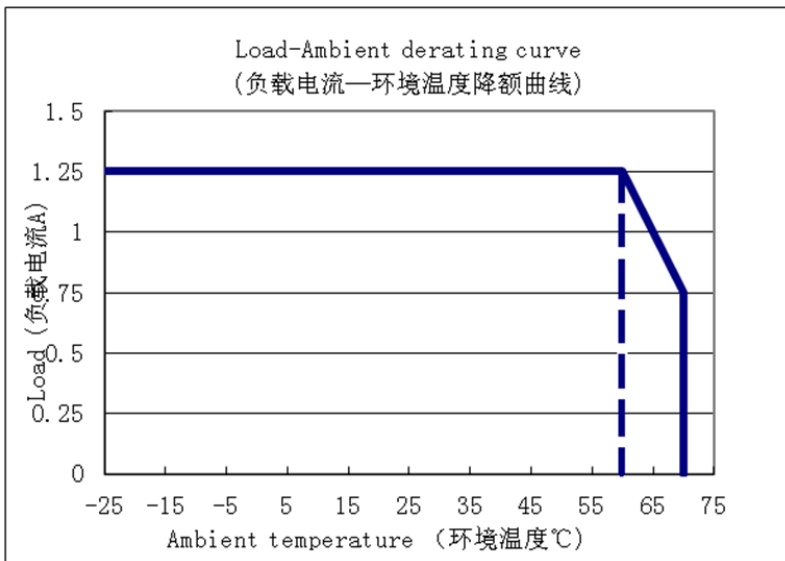
	AC Terminal	DC Terminal
Type	Screw terminal blocks	
Solid Wire	0.32-2.5mm ²	0.65-2.5mm ²
Strand Wire	0.32-2.5mm ²	0.65-2.5mm ²
Wire Spec	AWG26-12	
Max Wire Diameter	2.05mm	
Recommended stripping length	6-7mm	
Screwdriver	3.5mm Straight Screwdriver	
Recommended Torque	0.5NM	

Block Diagram

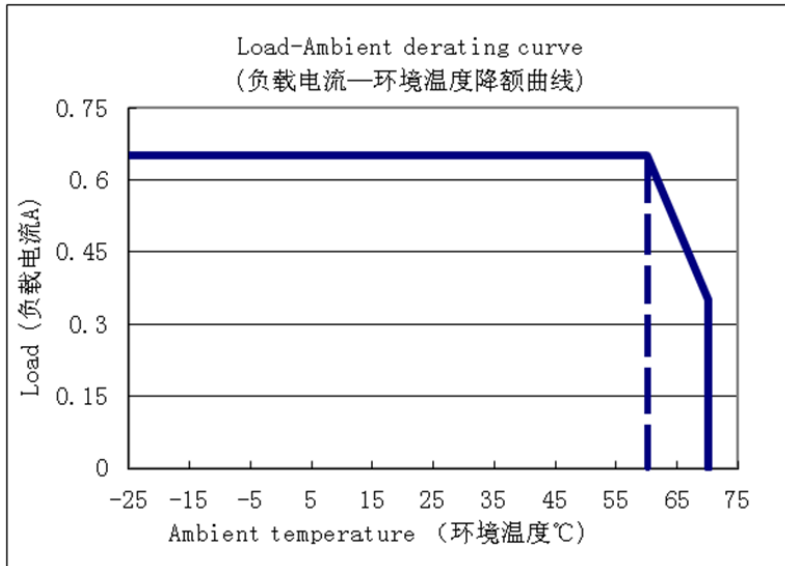


Derating Curve

DG-15-S12:



DG-15-S24:



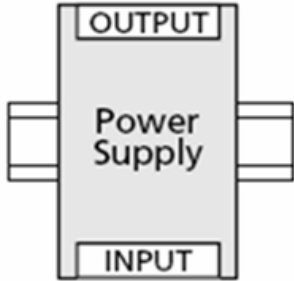
■ Mounting method instruction

A1 is recommended output current

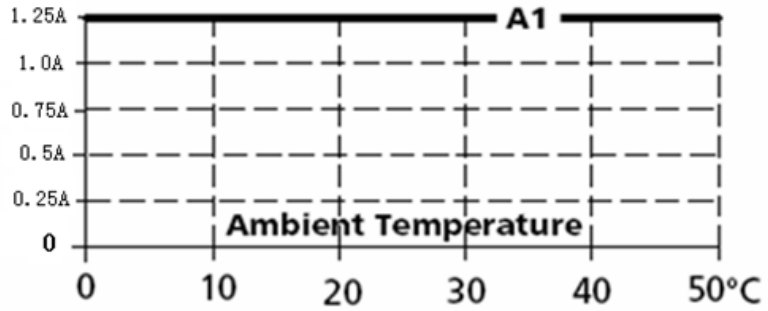
A2 is the allowed max output current (PSU lifetime is around half of A1)

DG-15-S12:

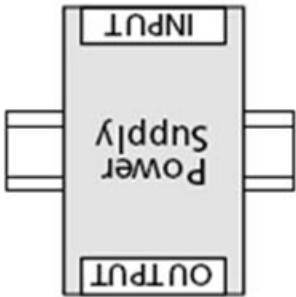
Mounting A:



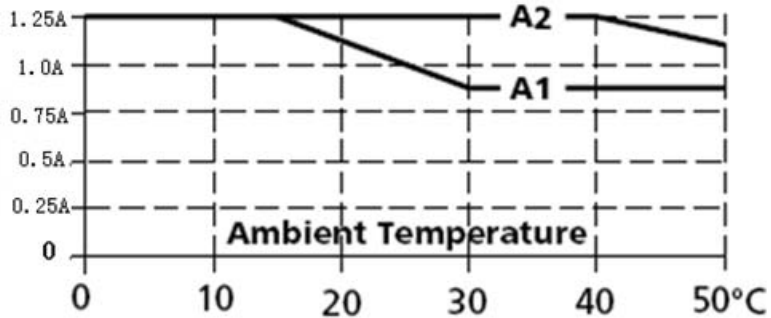
Output Current



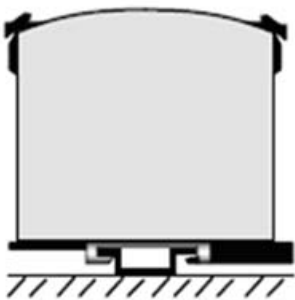
Mounting B:



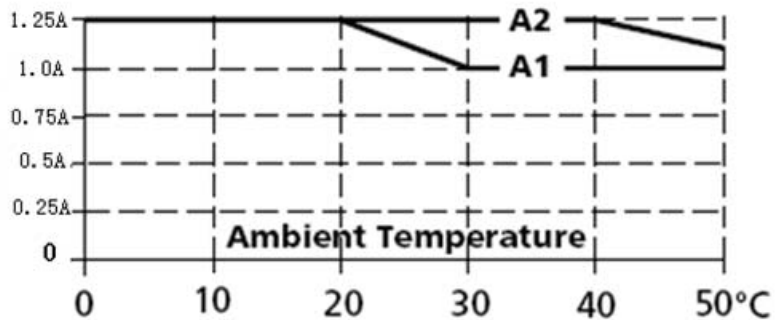
Output Current



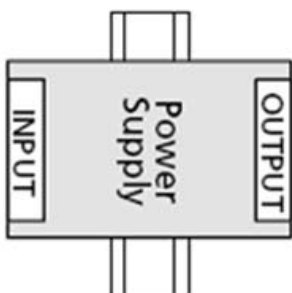
Mounting C:



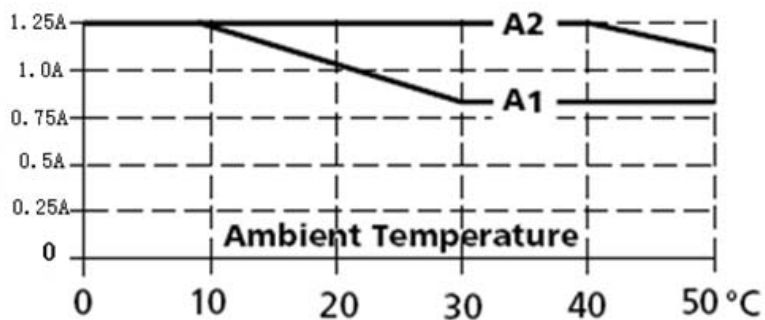
Output Current



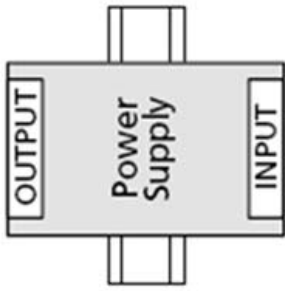
Mounting D:



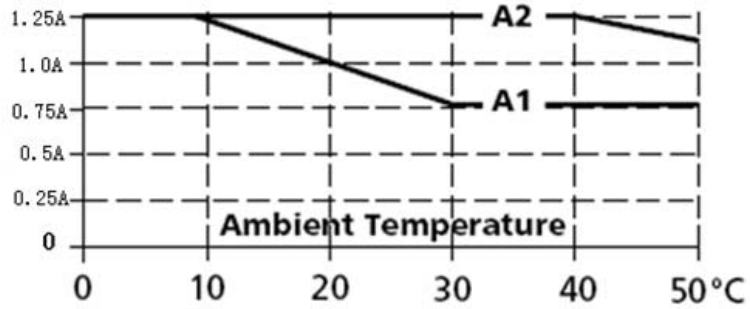
Output Current



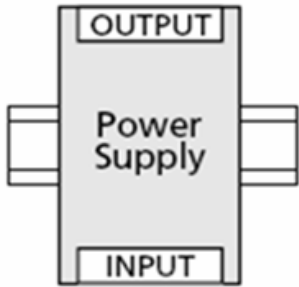
Mounting E:



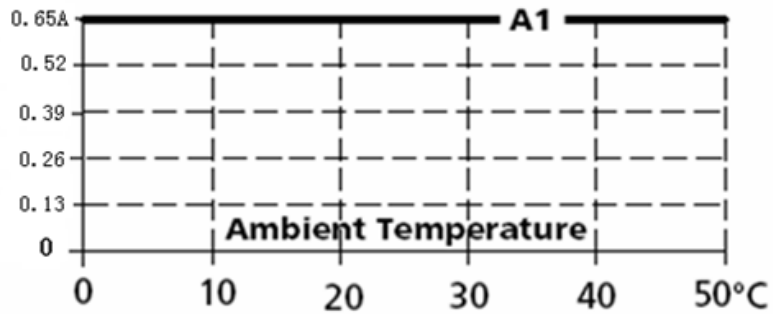
Output Current



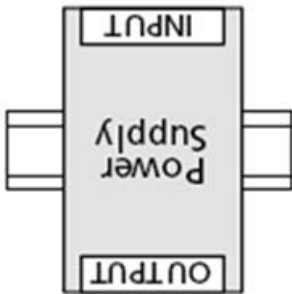
DG-15-S24:
Mounting A:



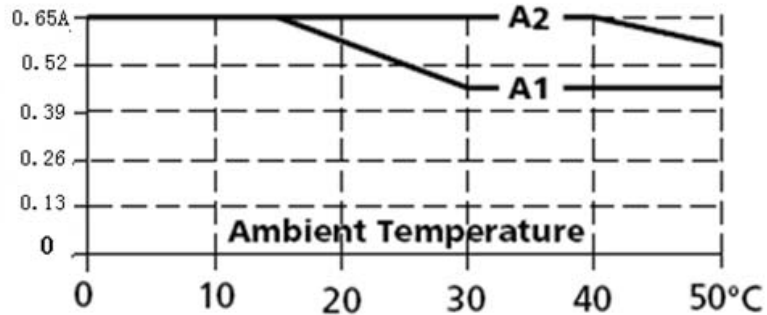
Output Current



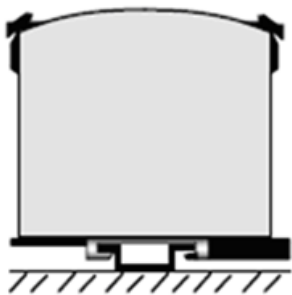
Mounting B:



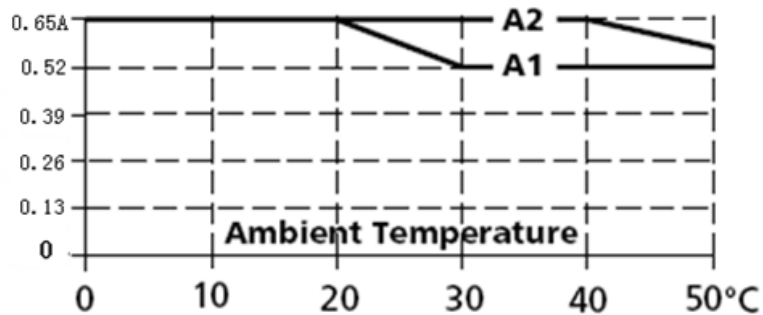
Output Current



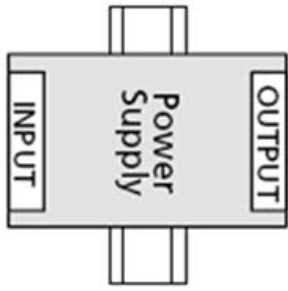
Mounting C:



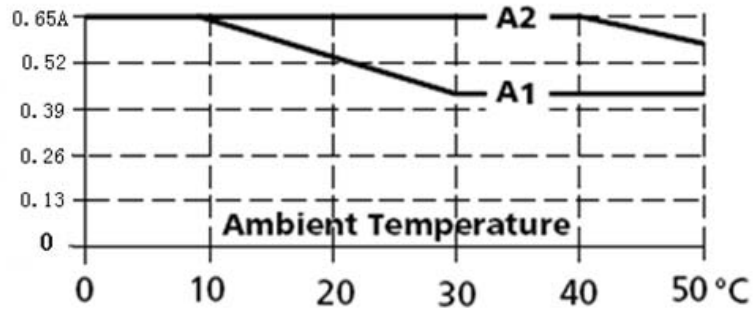
Output Current



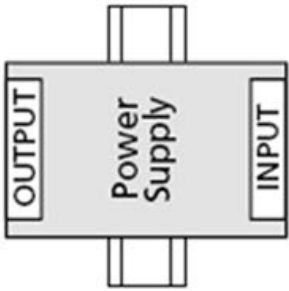
Mounting D:



Output Current



Mounting E:



Output Current

