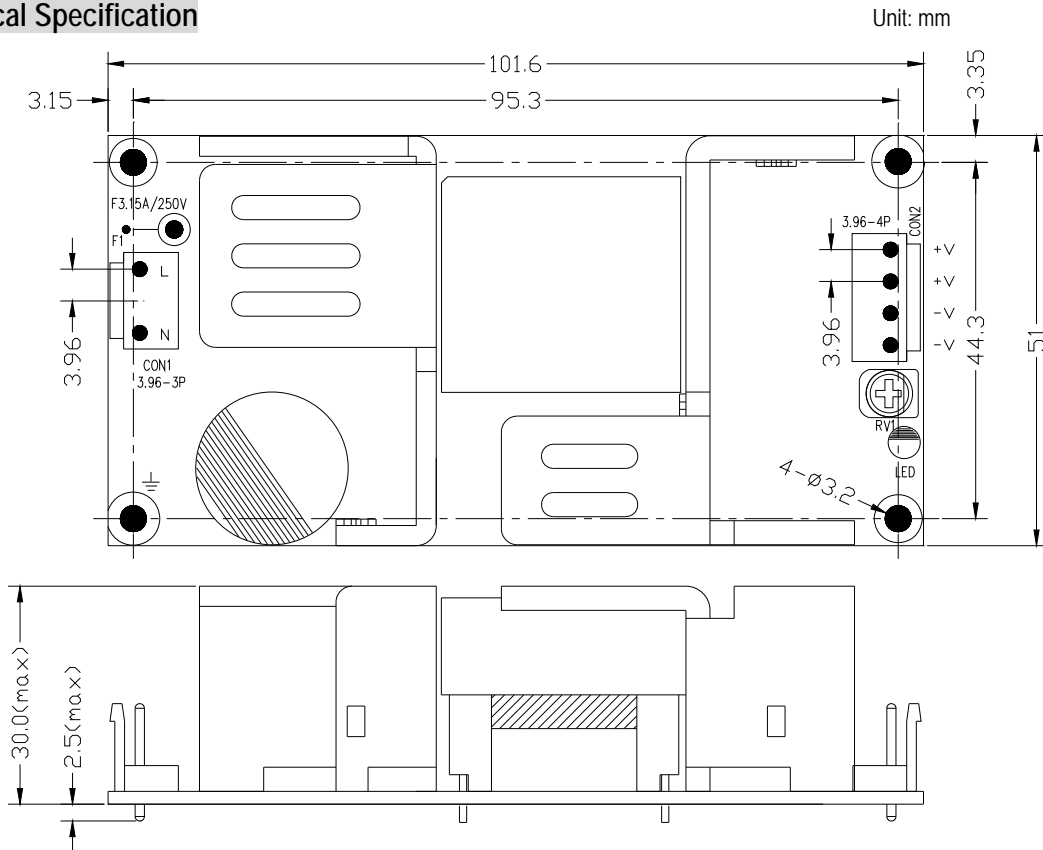



■ Features:

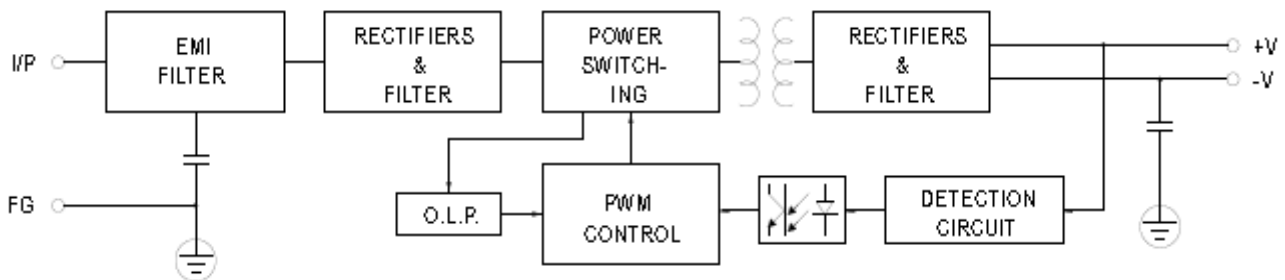
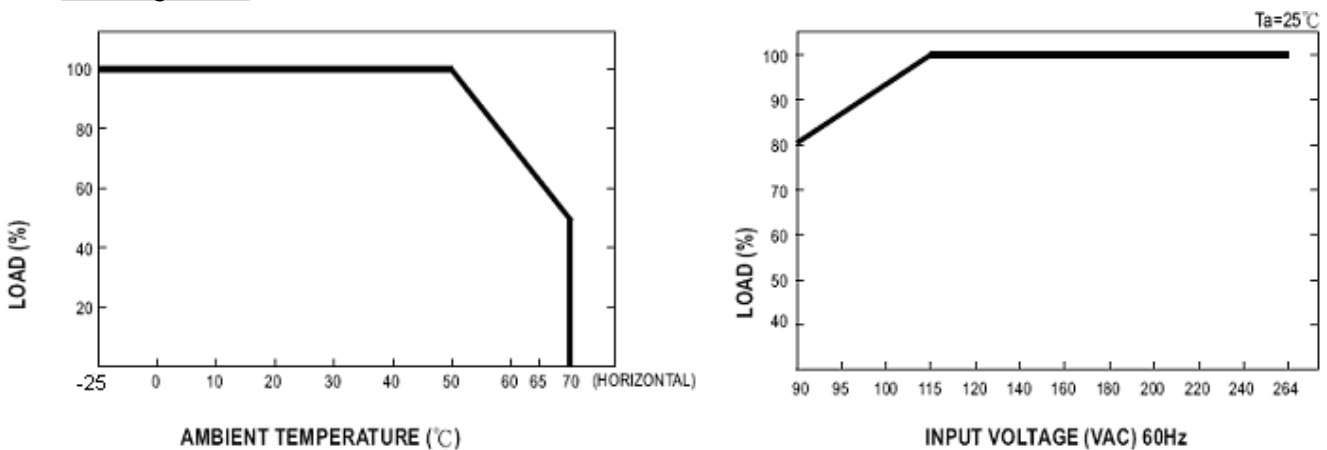
- Universal AC input/ Full range
- High Efficiency, low power consumption
- No load power consumption<=0.5W
- Output protections: SCP/OVP/ OLP
- Wide operating ambient temperature (-25°C ~70°C)
- All using 105°C long life electrolytic capacitors.
- 100% full load burn-in test
- 3 year warranty

SPECIFICATION

MODEL		PS-60-5	PS-60-12	PS-60-15	PS-60-24	PS-60-48	
OUTPUT	DC Output	5.0V	12.0V	15.0V	24.0V	48.0V	
	Rated Current	8.0A	4.5A	3.6A	2.5 A	1.25A	
	Ripple and Noise Note 2	0~70°C	<50mV	<120mV	<120mV	<120mV	<240mV
		-25°C~0°C	<200mV	<300mV	<300mV	<300mV	<360mV
	Voltage ADJ. Range	-5% ~ +10% of rated voltage					
	Voltage Accuracy	±3.0%					
	Line Regulation	±0.5%					
	Load Regulation	±2.0%					
	Set-up Time	≤1.0S (230Vac input, Full load)					
	Hold up Time	≥20mS(230Vac input, Full load)					
	Temperature Coefficient	±0.03%/°C					
Overshoot and Undershoot	<5.0%						
INPUT	Voltage Range Note 3	90Vac~264Vac, 127Vdc~370Vdc					
	Frequency Range	47Hz-63Hz					
	Efficiency (Typical)	115Vac input	78%	83%	84%	87%	85%
		230Vac input	82%	85%	85%	87%	88%
	AC Current (max.)	<1.5A					
Inrush Current (Typical)	<30A@120Vac		<60A@230Vac		Cold start		
Leakage Current	<0.25mA						
PROTECTION	Over Load	105%~180% of rated output current, hiccup mode,auto recovery					
	Over Voltage	110%~150% of rated output voltage, Constant voltage,					
	Shorted Circuit	Long-term mode, auto recovery					
ENVIRONMENT	Operating amb. Temp. & Hum.	-25°C~70°C; 20%~90%RH No condensing (refer to the derating curve)					
	Storage Temp. & Hum.	-40°C~85°C; 10%~95%RH No condensing					
SAFETY & EMC (Note 4)	Safety Standards	UL60950-1; EN60950-1: 2006					
	Withstand Voltage	Primary-Secondary:3.0kVac; ≤10mA .					
	Isolation Resistance	≥100M ohms					
	EMI Conduction&Radiation	Compliance to EN55022, ClassB					
	Harmonic Current	Compliance to EN61000-3-2,-3					
EMS Immunity	Compliance to EN61000-4-2,3,4,5,6,8,11; heavy industry level						
OTHERS	MTBF (MIL-HDBK-217F)	More than 200,000Hrs (25°C, Full load)					
	Dimension (L*W*H)	101.6×50.8×30mm					
	Packing	60PCS/CTN, 12KGS, 0.024CBM					
	Cooling method	Cooling by free air convection					
NOTE	1. All parameters NOT specially mentioned are measured at rated input, rated load and 25°C of ambient temperature. 2. Measured at 20MHz of bandwidth by using a 12" twisted pair-wire terminated with a 0.1 uF & 10uF parallel capacitor. 3. The SPS is considered a component which will be installed into final equipment. The equipment must be re-confirmed that it still meets EMC directives.						

Mechanical Specification


Item	Connectors	Mating Housing	Contacts
AC IN(CON1)	LANDWIN3961P0300T (Central Pin removed)	LANDWIN 3960S or JST VHR or Molex 51144	LANDWIN 3963T011R or JST SVH-21T-P1.1 Or Molex 50539
DC OUT(CON2)	LANDWIN 3961P0400T		

Block Diagram

Derating Curve




POWERLD

60Watts Single Output

PS-60 Series
